

Monthly Report

SEPTEMBER, 2010



Honorable Bill Cervenik, Mayor and
Ex-Officio Director of Public Safety
City of Euclid, Ohio

President and Members of Council
City of Euclid, Ohio

Residents
City of Euclid, Ohio

It is my pleasure to forward herewith
the monthly report of the Police Department
for the month of September, 2010

Respectfully submitted,

James G. Repicky

JAMES G. REPICKY
CHIEF OF POLICE

EUCLID POLICE DEPARTMENT
PERSONNEL
September -10

POLICE OFFICERS

Chief	1
Captain – Executive	1
Captains	3
Lieutenants	5
Sergeants	9
Uniform Police Officers	59
Police Officers Assigned to Plain Clothes	16

TOTAL REGULAR OFFICERS **94**

Warrant Officers (part time)	2
------------------------------	---

CIVILIAN PERSONNEL

Secretaries:	Chief of Police	1
	Narcotics and Vice (part time)	1
	Detective Bureau (full time)	1
	Detective Bureau (part time)	1
	Administrative Secretary (part time)	1

Record Room:	Supervisor	1
	Record Room Clerk (full time)	3
	Record Room Clerk (part time)	2

Administrative Assistant	1
Computer Coordinator	1
Community Policing Specialist	1
Community Policing Outreach Specialist (part time)	1

Communications:	Supervisor	1
	Dispatcher (full time)	12
	Dispatcher (part time)	4

Animal Control:	Officer	1
	Kennelman (part time)	1

Jail Facility:	Warden	1
	Corrections Officer (full time)	20
	Corrections Officer (part time)	5

School Guards (part time)	11
---------------------------	----

Custodian (part time)	2
-----------------------	---

TOTAL CIVILIAN PERSONNEL **73**

EUCLID POLICE DEPARTMENT
MONTHLY CRIME/OFFENSE REPORT
September - 10

The following chart represents the types of crimes that were called into the Euclid Police Department in this current month and comparatively, during the same month in the previous year. It's important to note that the statistics are recorded pre-investigation.

TYPE OF CRIME/OFFENSE	9/10	9/09	2010 TO DATE	2009 TO DATE
Homicide	0	0	2	0
Homicide - Attempt	2	0	5	2
Kidnapping/Abduction	1	4	2	4
Kidnapping/Abduction - Attempt	0	0	3	0
Rape/Felonious Assault	2	0	33	22
Rape/Felonious Assault - Attempt	0	0	1	1
Sex Offenses (Misdemeanors)	1	3	28	33
Robbery	9	12	60	72
Robbery - Attempt	0	0	6	11
Robbery - Escalated Shoplifting	0	0	4	2
Robbery - Attempt - Escalated Shoplifting	0	0	0	0
Felonious/Aggravated Assault	5	11	29	39
Felonious/Aggravated Assault - Attempt	0	1	1	1
Simple Assaults	31	34	293	256
Intimidation	1	0	5	2
Menacing	37	35	228	213
Arson	1	2	9	7
Extortion/Coercion	0	0	1	0
Burglary	62	39	304	234
Burglary - Attempt	3	2	55	45
Breaking and Entering	11	7	96	81
Breaking and Entering - Attempt	0	0	6	7
Trespassing (Misdemeanor)	16	28	192	148
Theft - Miscellaneous	52	46	447	367
Theft - Miscellaneous - Attempt	3	0	7	3
Theft - Shoplifting	22	18	134	108
Theft - Shoplifting - Attempt	1	0	4	2
Theft - Gasoline	0	0	0	2
Theft - Bicycles	6	7	68	83
Theft - License Plates	7	5	47	47
Theft from Auto	15	17	127	131
Auto Theft	2	15	87	100
Auto Theft - Attempt	0	1	17	22
Unauthorized Use of Vehicle	3	3	27	39
Forgery	2	0	19	25
Fraud	23	26	194	215
Embezzlement	0	0	0	0
Possession of Stolen Property	3	3	15	12
Damage to Property	60	63	589	586
Dangerous Drug Offenses	23	39	294	251

TYPE OF CRIME/OFFENSE	9/10	9/09	2010 TO DATE	2009 TO DATE
Liquor Offenses	1	1	20	9
Gambling	1	0	12	2
Commercialized Sex Offenses (Prostitution/Soliciting/etc)	0	0	3	0
Obscenity	0	0	2	2
Family Offenses (Abuse/Neglect)	54	61	545	617
Domestic Violence	22	21	205	164
Riot; Inciting to Violence	0	0	7	0
Disorderly Conduct	12	17	136	140
Obstructing the Police	6	1	26	27
Escape	0	0	1	0
Bribery	0	0	0	0
Weapons Offense	7	5	93	73
Annoying/Threatening Telephone Calls	24	25	267	249
Prowler Complaints	0	0	0	0
Suicide	1	0	4	2
Suicide - Attempt	3	1	23	22
Suicide (Attempt - Jail)	0	0	0	0
Dead Body Found/D.O.A.	5	6	49	48
Psychiatric Situations	12	15	93	112
Runaways	6	7	89	85
Missing Persons	3	7	37	39
Disturbances	307	311	2676	2571
Neighbor Troubles	19	13	195	170
Suspicious Persons, Vehicles, etc.	120	138	1060	1167
Curfew Violations	5	5	32	9
Juvenile Complaints	184	199	1474	1464
Labor Disputes (Strikes, etc.)	0	0	0	0
Traffic Complaints	37	39	270	361
Parking Complaints	68	70	706	683
Snow Removal Complaints	0	0	1	0
Littering Complaints	0	0	5	2
Fireworks Complaints	3	4	106	106
Animal Complaints	47	37	5820	512
Miscellaneous Crimes/Offenses	191	215	1713	1543
TOTAL MONTHLY CRIMES/OFFENSES	1542	1619	13809	13352

Please direct your questions about these statistics to Chief James Repicky jrepicky@cityofeuclid.com

EUCLID POLICE DEPARTMENT
WARRANTS/SUBPOENAS/TRANSPORTS
September - 10

	9/10	9/09	2010 TO DATE	2009 TO DATE
Felony Warrants Served	6	9	89	83
Misdemeanor Warrants Served	38	28	319	276
Capias Served (Failure to Appear in Court)	101	92	406	804
Traffic Warrants Served	7	5	45	68
Subpoenas Served	21	32	394	262
Transports	52	62	284	444
TOTAL MONTHLY ACTIVITY/WARRANT UNIT	225	228	1537	1937

EUCLID POLICE DEPARTMENT
MOTOR VEHICLE ACCIDENTS
September - 10

MOTOR VEHICLE ACCIDENTS	9/10	9/09	2010 TO DATE	2009 TO DATE
Fatal	0	0	1	1
Injury	17	19	150	134
Pedestrian - Fatal	0	0	0	0
Pedestrian - Injury	2	0	15	10
Pedestrian - No Injury	0	0	3	0
Bicycle Accident - Fatal	0	0	0	0
Bicycle Accident Injury	0	0	1	0
General	52	46	370	390
Self Reported	21	17	207	184
Private Property	11	11	153	146
TOTAL MOTOR VEHICLE ACCIDENTS FOR THE MONTH	103	93	900	862

Please direct your questions about these statistics to Captain Tom Brickman tbrickman@cityofeuclid.com

EUCLID POLICE DEPARTMENT
MONTHLY CRIMINAL ARREST REPORT
September - 10

TYPE OF ARREST/CITATION	9/10	9/09	2010 TO DATE	2009 TO DATE
Homicide	0	0	2	0
Homicide - Attempt	1	0	6	5
Kidnapping/Abduction	0	6	6	21
Kidnapping/Abduction - Attempt	0	0	0	0
Rape; Sexual Assault (Felonies)	0	4	18	14
Rape; Sexual Assault (Felonies) - Attempt	0	0	1	2
Sex Offenses (Misdemeanors)	1	4	7	13
Robbery	4	8	26	39
Robbery - Attempt	0	0	0	0
Robbery - Escalated Shoplifting	0	0	4	1
Robbery - Attempt - Escalated Shoplifting	0	0	0	0
Felonious/Aggravated Assault	1	8	17	37
Felonious/Aggravated Assault - Attempt	0	0	0	0
Assault on a Police Officer	0	0	6	4
Simple Assault	5	4	53	40
Intimidation	0	0	3	1
Menacing	4	8	32	39
Arson	0	1	0	1
Extortion/Coercion	0	0	0	0
Burglary	5	7	63	33
Burglary - Attempt	0	0	9	1
Breaking and Entering	1	0	22	10
Breaking and Entering - Attempt	0	0	0	0
Trespassing	20	20	202	146
Theft - Miscellaneous	6	6	86	55
Theft - Miscellaneous - Attempt	0	0	0	0
Theft - Shoplifting	16	14	71	61
Theft - Shoplifting - Attempt	0	0	0	0
Theft - Gasoline	0	0	0	0
Theft - Bicycles	0	0	7	6
Theft - License Plates	0	0	2	2
Theft from Auto	0	0	3	1
Auto Theft	0	0	5	3
Auto Theft - Attempt	0	0	4	0
Unauthorized Use of Vehicle	0	5	2	6
Forgery	2	1	12	10
Fraud	0	4	61	15
Embezzlement	0	0	0	0
Possession of Stolen Property	12	3	42	37
Damage to Property	7	4	73	39
Dangerous Drug Offenses	46	41	402	284
Liquor Offenses	4	0	35	16

TYPE OF ARREST/CITATION	9/10	9/09	2010 TO DATE	2009 TO DATE
Gambling Offenses	0	0	0	0
Commercialized Sex Offenses	0	0	0	1
Obscenity	0	0	0	0
Family Offenses (Abuse/Neglect)	7	4	39	42
Domestic Violence	11	19	130	110
Riot; Inciting to Violence	0	0	17	4
Disorderly Conduct	19	26	228	224
Obstructing the Police	18	14	125	155
Escape	0	0	3	0
Bribery	0	0	0	0
Weapons Offense	6	3	48	54
Curfew Violations	3	15	69	34
Fireworks Violations	0	0	0	1
Animal Complaints	2	8	74	95
Miscellaneous Criminal Arrests	27	32	378	354
TOTAL CRIMINAL ARRESTS FOR THE MONTH	228	269	2393	2016

Please direct your questions about these statistics to Chief James Repicky jrepicky@cityofeuclid.com

EUCLID POLICE DEPARTMENT
MONTHLY TRAFFIC ARREST REPORT
September - 10

TYPE OF TRAFFIC ARREST	9/10	9/09	2010 TO DATE	2009 TO DATE
Vehicular Homicide	0	0	0	1
Hit-Skip Motor Vehicle Accident	6	5	4	40
Driving While Under the Influence	13	29	85	139
Reckless Operation	4	5	28	43
Traffic Control Sign/Signal/Device Violations	74	102	600	662
Failure to Control Violations	7	10	84	86
Fleeing and Eluding Police	0	1	6	11
Speeding Violations - Miscellaneous	182	281	1731	1997
Jaywalking - Walking in the Street	14	18	106	78
Equipment Violations	61	53	524	483
Seat Belt Violations	81	139	837	1105
Child Restraint System Violations	9	8	87	91
License Plate Violations	81	84	706	823
Operation's License Violations	389	311	3021	2786
Miscellaneous Traffic Violations	77	122	458	729
TOTAL TRAFFIC VIOLATIONS FOR THE MONTH	998	1168	8316	9074

EUCLID POLICE DEPARTMENT
MONTHLY TRAFFIC TICKETS REPORT
September - 10

2010
2009
 TYPE OF PARKING TICKETS ISSUED 9/10 9/09 TO DATE TO DATE

Night Parking Tickets	248	265	2165	2043
Handicap parking Tickets	6	2	44	125
Fire Parking Tickets	13	14	118	125
Other Parking Tickets	24	45	282	492
TOTAL PARKING TICKETS ISSUED THIS MONTH	291	326	2609	2785

Please direct your questions about these statistics to Captain Tom Brickman tbrickman@cityofeuclid.com

EUCLID POLICE DEPARTMENT NARCOTICS AND VICE REPORT

2010
2009
 September - 10 9/10 9/09 TO DATE TO DATE

Possession of Drug Abuse Instruments	5	6	57	44
Possession of Drug Paraphernalia	26	9	142	112
Drug Abuse/Marijuana	27	11	152	112
Drug Abuse/Cocaine	9	14	84	108
Drug Abuse/Heroin	13	12	81	59
Drug Abuse/Ecstasy/MDMA	0	0	11	34
Drug Abuse/PCP	0	3	6	8
Drug Abuse/Prescription Drugs	2	7	67	47
Drug Abuse/Scheduled Drugs	0	0	0	0
Trafficking/Marijuana	6	8	69	77
Trafficking/PCP	0	0	0	2
Trafficking/Cocaine	4	9	74	88
Trafficking/Heroin	3	4	55	36
Trafficking/Ecstasy/MDMA	0	0	0	0
Trafficking Prescription Drugs	0	0	0	0
Trafficking Counterfeit Substances	0	0	0	0
Drugs/Weapons	0	0	2	0
Federal Drug Trafficking Conspiracy Cases	21	21	227	206
Property Found - Drugs/Counterfeit Substances	3	1	25	20
Possession of Criminal Tools	16	10	136	150
Cultivating Marijuana	1	2	10	11
Illegal Processing of Drug Documents	0	1	58	44
Possession of Counterfeit Substances	1	1	15	15
Drug Invest Unknown Substances	0	0	0	0
Drug Buys/Undercover Details	5	7	74	87
Controlled Delivery of Narcotics	0	0	7	0
Search Warrants Executed (Euclid and Federal)	4	5	25	30
Fugitive Round Up Arrests (U.S. Marshals)	0	0	0	2
TOTAL DRUG OFFENSES	146	131	1377	1292

Please direct your questions about these statistics to Sgt. Kevin Blakeley kblakeley@cityofeuclid.com

Euclid Juvenile Diversion Program

The Euclid Juvenile Diversion program is available for first time Euclid youth offenders that have committed a misdemeanor level offense in the city. If offered this option, the youth must admit their guilt to the offense and appear before our Euclid Juvenile Magistrate. If the orders of the court are satisfied, the charges are expunged from the youth's record. In some cases, we're hearing second offenses if they are still at the misdemeanor level and they are a different offense than the original.

The diversion program has changed in 2010 due to the decrease in County funding. Community service remains on Thursdays but now runs from 4-7pm. This is a completely active service which could encompass neighborhood meeting notice distribution, litter pick up, city building grounds upkeep, etc. Assessments, individual/family counseling, anti-theft classes and anger management are all still available under the insurance of our participant.

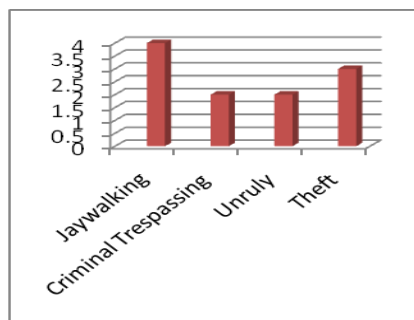
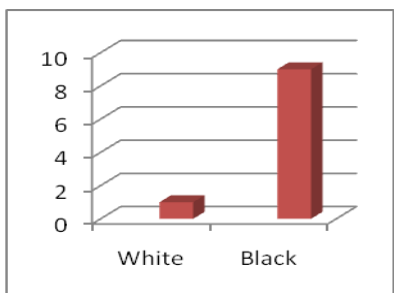
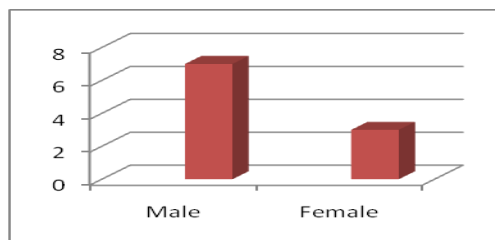
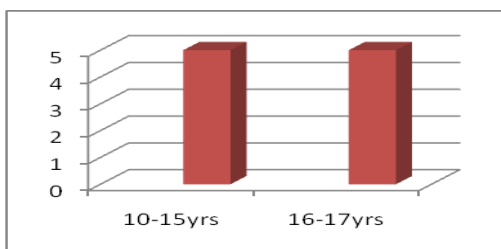
In addition, if unruly charges are filed on a juvenile, the parent(s) are required to participate in six (6) weeks of parenting counseling to help them redirect their child's behavior.

Sexting is a new offense that the Prosecutor at County Juvenile Court is ordering be handled through diversion programs. In addition to our Magistrate's orders, each participant is required to attend sex offense counseling through the Mokita Center located in Cleveland, OH.

In 2010, a decision was made by Cuyahoga County to allow juveniles to waive first-time traffic offenses and simply pay a fine thus diverting any diversion or court appearance. This decision along with the closing of our Juvenile Court Intake Office in East Cleveland and subsequent staffing changes may impact our diversion numbers.

SEPTEMBER, 2010

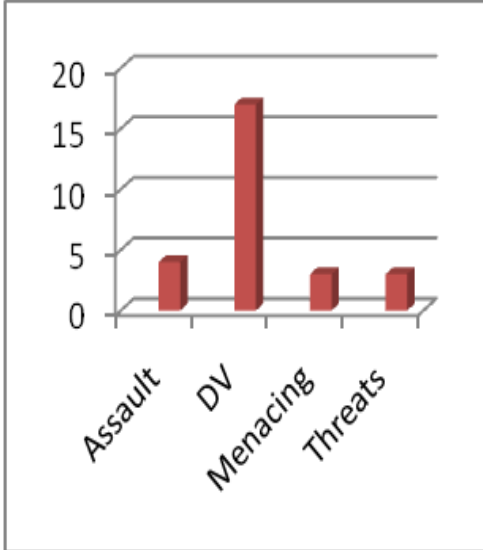
43	Number of First-Time Offenders Referred to the Euclid Juvenile Diversion Program
10	Number of Youth Admitted into the Program
11	Number of Youth Sent to Cuyahoga County Juvenile Court to Plead Case
1	Number of Youth that Declined Our Services
8	Number of Youth Scheduled for Court Next Month



VICTIMIZATION STATISTICS

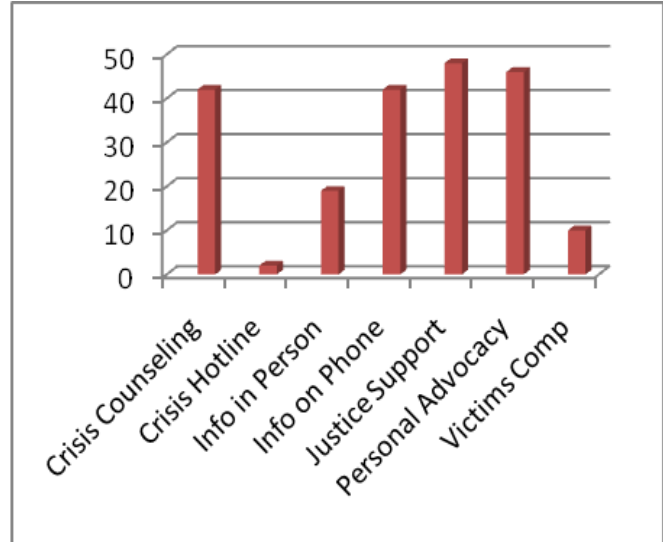
RECEIVING SERVICES

(Statistical categories for more than one Occurrence)



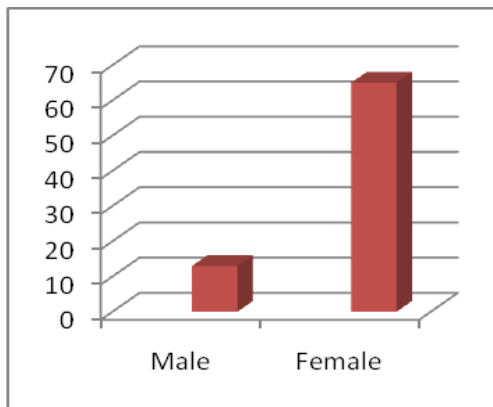
INTERVENTIONS

(Chart portrays year to date interventions)

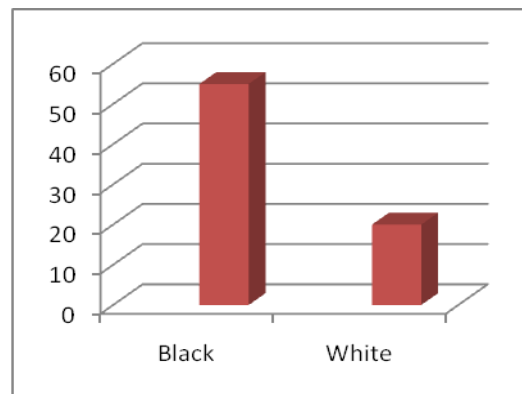


VICTIM INFORMATION STATISTICS

(Chart portrays year to date statistics)



(Chart portrays year to date statistics)



Please direct your questions about these statistics to Karen McGrain epdvap@yahoo.com